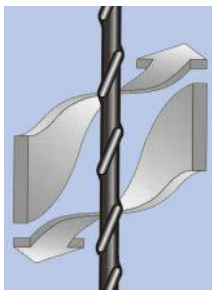


ATTENTION: remove the whip before entering in an automatic car-washes.

ATTENTION: in CB branch power level can not be over 10 Watts or serious damages can occur to your antenna and connected equipments



Anti-noise system whip

Our exclusive anti-noise design produces air movement around the whip, virtually eliminating wind noise.

TRIFLEX CB/AM-FM radio/900

Multi band Mobile Antenna



Installation Manual

DESCRIPTION

Multi band mobile antenna combining CB (27 MHz), car-radio (88-108 MHz) and GSM (900 MHz) frequencies. Made of high quality materials it guarantees the best performance allowing the use of your CB transceiver, your mobile phone and your radio equipment in the same time avoiding noises or interferences thanks to the built-in filter. Quick installation by means of the enclosed directions and easy replacing of your original car antenna offering a triple function antenna (CB, radio and cellular). CB frequencies can be easily tuned by acting on the special top cap.

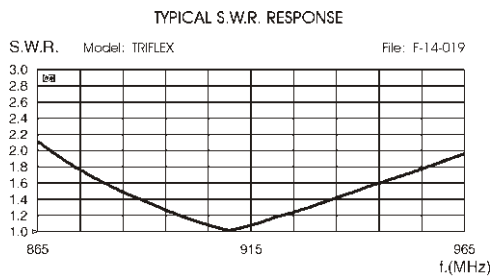
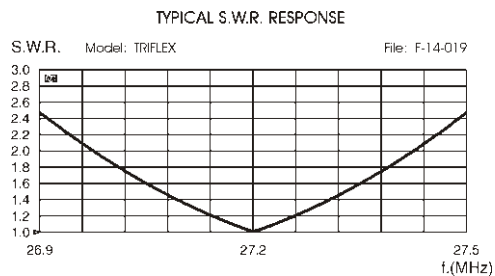
SPECIFICATIONS

Electrical Data

Type	: CB band	central loaded
	: FM band	1/4 λ helical loaded
	: Cellular bands	1/4 λ
Frequency range:		
CB band	: 26.8...27.6 MHz	tunable by top cap
AM / FM bands	: AM 150 KHz-16 MHz; FM 87.5-108 MHz	
Cellular band	: 880-960 MHz	for GSM900, D-Netz, NMT900
Impedance	: CB, Cellular bands	50 Ω
	: AM / FM bands	150 Ω
Radiation	: Omnidirectional	
Polarization	: Linear Vertical	
Gain	: AM/FM, Cellular	0 dB ref. to a $\lambda/4$ whip
SWR @ res. freq.	: ≤ 1.2	
Bandwidth @ SWR ≤ 2	: CB band	≥ 440 KHz (40 channel)
	: Cellular band	≥ 100 MHz
SWR in bandwidth	: Cellular band	TX (890-915MHz) ≤ 1.5 ; RX (925-960MHz) ≤ 2
Max Power (CW) @ 30°C	: CB band	10 Watts
	: Cellular band	20 Watts
Cable Length / Type / Connector:		
CB band	: 215mm / low loss PTFE cable	RG 316/U / FME-male
AM / FM bands	: 165mm / low loss PTFE cable	RG 316/U / M10x0.75 male
Cellular Bands	: 120mm / low loss PTFE cable	RG 316/U / FME-male

Mechanical Data

Materials	: Nylon, Copper, Fiberglass, Chromed brass
Height (approx.)	: 500 mm
Weight (approx.)	: 120 gr
Mounting hole	: square 15 mm or \varnothing 18 mm
Mouning depth	: 13 mm



MOUNTING INSTUCTIONS

NOTE: Be careful during installation. Tighten the exagonal nut by means of the suitable tool using **MAX TIGHTENING TORQUE 3÷4 Nm** to avoid thread damage.

NOTA: Porre attenzione durante l'installazione. Per evitare danni al filetto avvitare il dado esagonale utilizzando una chiave adeguata con **COPPIA DI SERRAGGIO MASSIMA 3÷4 Nm**

